

**RECORD OF PROCEEDINGS
MINUTES OF REGULAR MEETING
JULY 12TH, 2018
7:00 PM**

The Medina Township Board of Trustees met in regular session at the Medina Township Townhall on July 12th, 2018, to conduct the business of the Township. Chairman DeMichael called the meeting to order at 7:00 pm with the following Trustees in attendance: Ken DeMichael, Mike Stopa and Mark Radice. Also in attendance were Fiscal Officer Ventura, Police Chief Arbogast, Road Superintendent Miller, Tom Karris, Asst. County Prosecutor and the general public.

Roll Call

Mr. DeMichael asked for a roll call of all members present. Trustees present were Mr. DeMichael, Mr. Stopa and Mr. Radice.

Pledge

Mr. DeMichael led the Pledge of Allegiance.

Moment of Silence

Mr. DeMichael asked for a moment of silence for our military both home and abroad as well.

Executive Session to Discuss Employee Compensation and Discipline

Mr. DeMichael motioned to enter into Executive Session with the three (3) Trustees, Fiscal Officer and Tom Karris as well as Matt Schley for public employee compensation and discipline. Mr. Radice seconded the motion. Voting aye thereon: Mr. DeMichael, Mr. Radice and Mr. Stopa. The Board entered into Executive Session at 7:02 pm. Mr. DeMichael said the Board came back from Executive Session at 7:54 pm where we were discussing public employee compensation and discipline with the three (3) Trustees, Fiscal Officer, Administrative Assistant and Tom Karris.

Approval of June Bank Reconciliation

Mr. DeMichael motioned to accept the bank reconciliation for June dated 6/30/2018 as presented. Mr. Stopa seconded the motion. Voting aye thereon: Mr. DeMichael, Mr. Stopa and Mr. Radice.

Approval of Accounts Payable

Mr. DeMichael motioned to approve accounts payable check #29329 through #29361 total amount, \$48,879.50. Mr. Radice seconded the motion. Voting aye thereon: Mr. DeMichael, Mr. Radice and Mr. Stopa.

Approval of Payroll

Mr. DeMichael motioned to accept payroll check #24059 through check #24098. Total amount is \$46,305.66 with 7,779.82 being deferred. Mr. Radice seconded the motion. Voting aye thereon: Mr. DeMichael, Mr. Radice and Mr. Stopa.

Approval of Minutes

Mr. DeMichael motioned to accept the meeting minutes from the regularly scheduled meeting on June 28th as presented. Mr. Stopa seconded the motion. Voting aye thereon: Mr. DeMichael, Mr. Stopa and Mr. Radice.

Approval of Department Reports

Mr. Stopa motioned to approve the June department reports as presented. Mr. DeMichael seconded the motion. Voting aye thereon: Mr. Stopa, Mr. DeMichael and Mr. Radice.

PURCHASE ORDERS AND TRAINING REQUESTS

Patrol Drug Operations

Mr. Radice motioned to accept a training request for Officer Harvey to attend a Patrol Drug Operations class in Richfield, Ohio 8/9 and 8/10, total requisition is for \$270.00. Mr. DeMichael seconded the motion. Voting aye thereon: Mr. Radice, Mr. DeMichael and Mr. Stopa.

Zuercher Technologies System – Police Department

Resolution No. 07122018-013

Mr. Radice motioned to accept Resolution 07122018-013. It is for the Zuercher Technologies System which will be replacing Emergitech. It is a software system that is used to manage all the data between dispatch and our Police Department. The City has already gone to that. The County is going to it, everyone, we don't really have a choice. Mr. DeMichael seconded the motion. Voting aye thereon: Mr. Radice, Mr. DeMichael and Mr. Stopa.

Zuercher Technologies System – Police Department – Purchase Order

Mr. Radice motioned to accept a purchase order agreement with Zuercher Technologies for \$8,263.50. This is for 50% of the upfront costs. The rest won't be passed on until next year. Mr. DeMichael seconded the motion. Voting aye thereon: Mr. Radice, Mr. DeMichael and Mr. Stopa.

Treemasters – Service Department

Mr. DeMichael motioned to approve a purchase order requisition for our Service Department. The vendor is Treemasters Tree Service. The total amount is \$1,300.00. It is to remove one orange tree on Substation and to remove a dead limb on Substation as well. Mr. Radice seconded the motion. Voting aye thereon: Mr. DeMichael, Mr. Radice and Mr. Stopa.

DEPARTMENT HEAD COMMENTS

Service Department

Road Superintendent Miller said he is in the process of working with the Sanitary Engineers Office. We have a hole in the middle of Pine Lake Drive that has formed in the last couple of weeks and it is starting to undermine under the pavement. He has put a steel plate over it now. Mr. DeMichael asked how big it is. Mr. Miller showed how big it was with his hands. They are working on it and have tried dye testing it but didn't see anything. They will come back Monday and use a camera to see if they can see something. He will keep Trustees informed.

OLD BUSINESS

Tax Budget for 2019

Mr. DeMichael asked if the tax budget needs approval. Mrs. Ventura said it has to be approved and then it gets sent to the County Auditor. It is due July 20, 2018. Mr. DeMichael motioned to accept the 2019 tax budget as prepared as presented. Mr. Radice seconded the motion. Mrs. Ventura said he might want to note that it is thirty (30) pages. Mr. DeMichael said as presented all 30 pages worth. Voting aye thereon: Mr. DeMichael, Mr. Radice and Mr. Stopa.

Discussion of Hood Road

Mr. Radice said he received a letter from GPD Group via Andy Conrad. Their two (2) recommendations were to look into shot-creteing the wall. They recommended two (2) companies to look for estimates on doing that. They did indicate that this is not a permanent fix. The other alternative approach would be to abandon the existing road way and shift the road. Mr. Radice said they are still working on it. Mr. DeMichael was asked if he heard back from Reuben and he said he heard back from them but didn't get definite hard numbers but they were suggesting doing more of the gabian baskets but he didn't think that was a long term solution. There was more discussion on the Hood Road issue.

Bicentennial Birthday Bash

Mr. Stopa said they are all set for this Saturday from 1:00 pm to 5:00 pm at Blakslee Park. Mr. Miller said they are asking everyone to enter off of Fenn Road.

NEW BUSINESS

EPA – Soil and Water Education and Training

Mr. DeMichael motioned to allow the Medina County Soil and Water Conservation District to continue with those education, training, signage. There is certain criteria they have to meet. Mr. Radice seconded the motion. Mr. Radice asked the cost. Mr. DeMichael said he believes it is the same as last year \$3,969.00. Mrs. Ventura asked if that was the public educational piece and she was told yes. Mr. Miller said they do the educational part and we go out and do the inspections. Voting aye thereon: Mr. DeMichael, Mr. Radice and Mr. Stopa.

Discussion of New Phone System

Mr. Stopa said he is waiting on a split of the quote they received because it was a combination of both the phone service and the IT service. We want to know the cost of each service. We had a meeting with another IT company and are waiting for the quotes. Mr. DeMichael said it is township policy to get three quotes and he asked if that is what they are waiting on and he was told yes. Mr. Radice asked if our existing phone and IT system is one of the quotes and he was told yes. Mr. DeMichael said the one quote we do have is going to beat that by \$500.00 a month and that is for the phones alone. Trustees hope to have an answer at the next Trustee meeting.

Medina County Soil and Water Conservation District - Admin Department

Mr. DeMichael motioned to approve a purchase order requisition for our admin department. The vendor is Medina County Soil and Water Conservation District. The total amount is \$3,969.00. It is for the 2018 conservation appropriation for public education and outreach per the agreement. Mr. Stopa seconded the motion. Voting aye thereon: Mr. DeMichael, Mr. Stopa and Mr. Radice.

Authorization for Fiscal Officer to Prepare Accounts Payable Checks for July 26th, 2018, Regular Meeting

Mr. DeMichael motioned to authorize the Fiscal Officer to prepare accounts payable checks for the regular meeting dated July 26th, 2018 due to Mr. Stopa and Mr. Radice being on vacation. There will be no meeting for that date. Trustees will then approve the checks by vote at the August 9th, 2018 regular Trustees meeting. Mr. Stopa seconded the motion. Voting aye thereon: Mr. DeMichael, Mr. Stopa and Mr. Radice.

Authorization for Fiscal Officer to Prepare Payroll Checks for July 26th, 2018, Regular Meeting

Mr. DeMichael motioned to authorize the Fiscal Officer to prepare payroll for the pay dated July 26th, 2018, and to allow those funds to be direct deposited as usual to Township employees. Trustees will not have a regular meeting on July 26th, 2018 the Trustees will approve the payroll at the next regularly scheduled meeting which is August 9th, 2018. Mr. Stopa seconded the motion. Voting aye thereon: Mr. DeMichael, Mr. Stopa and Mr. Radice.

Public Comment

Mr. DeMichael motioned to open the floor for public comment. Mr. Radice seconded the motion. Voting aye thereon: Mr. DeMichael, Mr. Stopa and Mr. Radice.

There were comments from the general public.

Mr. DeMichael motioned to close the floor for public comment. Mr. Radice seconded the motion. Voting aye thereon: Mr. DeMichael, Mr. Radice and Mr. Stopa.

Transient Vendor Application Update


Mr. Stopa asked that the updated transient vendor application and rules be sent to the Prosecutor's Office.

Tim Sarko – US Census Bureau


Mr. Stopa said this gentleman will be collecting information for the upcoming census. It has to do with the Public Information Act and how to present it to the public to get them to fill out the census. He will get that information for the next meeting.

TM7/12/18


Mr. DeMichael motioned to adjourn. Mr. Stopa seconded the motion. Voting aye thereon: Mr. DeMichael, Mr. Stopa and Mr. Radice. There being no further business to come before the Board the meeting was adjourned at 8:32 pm.




Angela Ventura, Fiscal Officer



Ken DeMichael, Chairman



Mike Stopa, Vice Chairman



Mark Radice, Trustee

Fire - June

Calls by Incident Type

2018

	Medina City	Montville Township	Medina Township	Total
Alarm Drops	62	23	31	116
Citizen Complaints	4	1		5
Electrical Problem	14	6	5	25
EMS Assist	93	16	34	143
Extrications	9	7	8	24
Fires	18	12	12	42
Good Intent Calls	46	29	31	106
Leaks, Spills	29	10	8	47
Service Calls, Other	64	21	43	128
Grand Total	339	125	172	636

Call Volume by District

Calls by Hour

2018

	Medina City	Montville Township	Medina Township	Total
0	4	3	1	8
1	5		2	7
2	3	1	1	5
3	5	4		9
4	3	2	4	9
5	3	4	1	8
6	2	4	1	7
7	7	7	2	16
8	15	6	9	30
9	33	3	13	49
10	23	5	18	46
11	23	3	14	40
12	19	6	9	34
13	23	7	12	42
14	22	5	11	38
15	17	8	10	35
16	16	8	12	36
17	22	13	8	43
18	26	6	13	45
19	12	7	11	30
20	18	10	6	34
21	15	5	5	25
22	15	4	7	26
23	8	4	2	14
Grand Total	339	125	172	636

Call Volume by District

Calls by Day of Week

2018

	Medina City	Montville Township	Medina Township	Total
Sunday	36	13	12	61
Monday	52	13	30	95
Tuesday	64	26	37	127
Wednesday	59	17	24	100
Thursday	52	18	25	95
Friday	51	27	32	110
Saturday	25	11	12	48
Grand Total	339	125	172	636

Call Volume by District

1st Shift Calls Weekdays

2018

	Medina City	Montville Township	Medina Township	Total
January	28	6	14	48
February	20	6	12	38
March	26	4	12	42
April	21	2	16	39
May	24	11	15	50
June	32	5	14	51
Grand Total	151	34	83	268

Call Volume by District
Monday through Friday
Includes Non-Emergency Calls

2nd Shift Calls Weekdays

2018

	Medina City	Montville Township	Medina Township	Total
January	10	10	12	32
February	23	5	10	38
March	18	5	10	33
April	13	14	6	33
May	20	12	9	41
June	23	3	7	33
Grand Total	107	49	54	210

Call Volume by District
Monday through Friday
Includes Non-Emergency Calls

3rd Shift Calls Weekdays

2018

	Medina City	Montville Township	Medina Township	Total
January	4	6		10
February	3	2	3	8
March	2	2	3	7
April	3	4		7
May	5	2	5	12
June	3	2		5
Grand Total	20	18	11	49

Call Volume by District
Monday through Friday
Includes Non-Emergency Calls

Full Day Calls Weekdays

2018

	Medina City	Montville Township	Medina Township	Total
January	42	22	26	90
February	46	13	25	84
March	46	11	25	82
April	37	20	22	79
May	49	25	29	103
June	58	10	21	89
Grand Total	278	101	148	527

Call Volume by District
Monday through Friday
Includes Non-Emergency Calls

1st Shift Calls Weekends

2018

	Medina City	Montville Township	Medina Township	Total
January	5	2	3	10
February	4	1	1	6
March	3		2	5
April	5	3	2	10
May	3	1	1	5
June	5	2	4	11
Grand Total	25	9	13	47

Call Volume by District
Weekends
Includes Non-Emergency Calls

2nd Shift Calls Weekends

2018

	Medina City	Montville Township	Medina Township	Total
January	2	3		5
February	3		2	5
March	5	2		7
April	5	3	1	9
May	4		5	9
June	5		2	7
Grand Total	24	8	10	42

Call Volume by District
Weekends
Includes Non-Emergency Calls

3rd Shift Calls Weekends

2018

	Medina City	Montville Township	Medina Township	Total
January	1			1
February	8	1		9
March		1		1
April	3	1		4
May		3		3
June		1	1	2
Grand Total	12	7	1	20

Call Volume by District
Weekends
Includes Non-Emergency Calls

Full Day Calls Weekends

2018

	Medina City	Montville Township	Medina Township	Total
January	8	5	3	16
February	15	2	3	20
March	8	3	2	13
April	13	7	3	23
May	7	4	6	17
June	10	3	7	20
Grand Total	61	24	24	109

Call Volume by District
Weekends
Includes Non-Emergency Calls

1st Shift Response Times Weekdays

2018

	Medina City	Montville Township	Medina Township	Total
January	8.82	12.00	7.71	9.00
February	9.55	20.00	9.80	10.24
March	8.81	13.00	7.29	8.88
April	7.58	12.00	6.60	7.56
May	7.00	12.33	10.57	9.16
June	7.05	14.00	9.00	7.71
Grand Total	8.12	13.08	8.51	8.70

Average Call Response Times
Monday through Friday
Excludes Non-Emergency Calls

2nd Shift Response Times Weekdays

2018

	Medina City	Montville Township	Medina Township	Total
January	9.63	10.17	11.80	10.37
February	9.38	11.00	8.20	9.41
March	9.78	15.00	5.00	9.08
April	6.83	9.20	7.00	7.77
May	8.90	7.20	9.83	8.76
June	7.40	9.00	6.50	7.23
Grand Total	8.90	9.57	8.41	8.92

Average Call Response Times
Monday through Friday
Excludes Non-Emergency Calls

3rd Shift Response Times Weekdays

2018

	Medina City	Montville Township	Medina Township	Total
January	19.67	22.00		20.25
February			14.50	14.50
March	13.00	20.50	9.00	14.40
April	18.00	16.25		16.83
May	13.00	12.00	14.00	13.00
June	12.67	14.00		13.00
Grand Total	15.23	17.11	12.20	15.30

Average Call Response Times
Monday through Friday
Excludes Non-Emergency Calls

Full Day Response Times Weekdays

2018

	Medina City	Montville Township	Medina Township	Total
January	10.214	11.909	9.417	10.392
February	9.458	12.800	9.917	10.000
March	9.308	15.833	7.000	9.568
April	8.400	12.300	6.714	9.135
May	8.870	9.444	10.500	9.478
June	7.690	11.500	7.750	8.044
Grand Total	9.000	12.089	8.739	9.458

Average Call Response Times
Monday through Friday
Excludes Non-Emergency Calls

1st Shift Response Times Weekends

2018

	Medina City	Montville Township	Medina Township	Total
January	8.50		7.00	7.75
February	7.67	12.00		8.75
March	9.00			9.00
April	16.00	16.00		16.00
May	6.00	13.00		9.50
June	7.00	10.00	3.50	6.00
Grand Total	8.67	13.40	5.25	9.22

Average Call Response Times
Weekends
Excludes Non-Emergency Calls

2nd Shift Response Times Weekends

2018

	Medina City	Montville Township	Medina Township	Total
January		11.000		11.000
March	7.333			7.333
April		13.500	6.000	11.000
May	7.000		14.333	12.500
June	11.667			11.667
Grand Total	9.143	12.667	12.250	10.786

Average Call Response Times
Weekends
Excludes Non-Emergency Calls

3rd Shift Response Times Weekends

2018

	Medina City	Medina Township	Montville Township	Total
January	9.00			9.00
February	9.00		17.00	11.00
April	9.00			9.00
May			22.00	22.00
June		9.00		9.00
Grand Total	9.00	9.00	19.50	11.63

Average Call Response Times
Weekends
Excludes Non-Emergency Calls

Full Day Response Times Weekends

2018

	Medina City	Montville Township	Medina Township	Total
January	8.67	11.00	7.00	8.50
February	8.33	14.50		9.88
March	7.75			7.75
April	12.50	14.75	6.00	12.86
May	6.50	17.50	14.33	13.00
June	10.50	10.00	5.33	8.50
Grand Total	8.90	14.40	8.78	10.25

Average Call Response Times
Weekends
Excludes Non-Emergency Calls

Run: 7/02/2018
8:58AM

Medina Township Police Department
EVENT ACTIVITY COMPARISON
MONTHLY REPORT FOR - 2018 June

Medina Township
Page: 1

JUL 03 2018

Received

ID#	EVENT DESCRIPTION	EVENT CODE	2017 June	2018 June	CHANGE PERCENT	2017 TO DATE	2018 TO DATE	CHANGE PERCENT
1	Sex Offense	48A		1	%	5	3	-40 %
2	Breathing	BREATHE	2	4	100 %	15	16	7 %
3	Gas Leak (Natural/Fuel)	GASLEAK			%	1	1	%
4	Drugs	24A	1	1	%	5	1	-80 %
5	DAV-Disabled Vehicle	DAV	16	22	38 %	128	150	17 %
6	Welfare Check	WELFARE	7	8	14 %	39	51	31 %
7	Accidental Damage	ACCDAMAGE	2	6	200 %	9	20	122 %
8	Identity Theft	36ID			%			%
9	Agency Assist	AGENCY	21	23	10 %	110	104	-5 %
10	Fire-Hazardous Conditions	FHAZCON			%	1	1	%
11	Fire-Structure, Residential	28SR			%	1	2	100 %
12	Unknown Medical	UNKMED		2	%	7	6	-14 %
13	Unruly Juvenile	UNRULY			%	3	3	%
14	911 Open Line	911OPEN		1	%	5	2	-60 %
15	Convulsions/Seizures	CONVULS	1		-100 %	2	2	%
16	Suicide	58			%	1		-100 %
17	Parking Complaint	PARK	10	4	-60 %	23	24	4 %
18	Criminal Damage	DAMAGE	2		-100 %	11	5	-55 %
19	Cardic / Resp Arrest / Death	HEART			%	1	3	200 %
20	Parking Violation	PARK-V	5		-100 %	16	6	-63 %
21	Fire Alarm-Fire/Water Nursing	FAW	1		-100 %	3	2	-33 %
22	Escort-Prisoner	ESCPRIS	3	4	33 %	13	13	%
23	Fire Alarm-Residential	2812BR		2	%	2	4	100 %
24	Stolen Vehicle	56			%	5	3	-40 %
25	Psychiatric / Suicide	PSYCH			%			%
26	Unknown Code for Dept 150	PV			%	2	1	-50 %
27	Hemorrhage / Lacerations	HEMO		1	%	2	5	150 %

Run: 7/02/2018
8:58AM

Medina Township Police Department
EVENT ACTIVITY COMPARISON
MONTHLY REPORT FOR - 2018 June

Page: 2

ID#	EVENT DESCRIPTION	EVENT CODE	2017 June	2018 June	CHANGE PERCENT	2017 TO DATE	2018 TO DATE	CHANGE PERCENT
28	Test	TEST			%		3	%
29	Noise Complaint	NOISE	2	3	50 %	9	20	122 %
30	Theft From Motor Vehicle	THEFTVEH	1		-100 %	3	1	-67 %
31	MVA W/Entrapment	4ENTRAP			%	1		-100 %
32	Cancelled Duplicate Call	CAN			%	1	1	%
33	Child Neglect	NEGLECT			%			%
34	Explosion	EXPLO			%			%
35	Theft	36	9	6	-33 %	48	40	-17 %
36	Burglary	12			%	1		-100 %
37	Burglary In Progress	12A			%		1	%
38	Animal Bite/Attack	ANI BITE		2	%		4	%
39	COP-Traffic Enforcement	55T	65	63	-3 %	206	349	69 %
40	Fire-Service Call, Non-Emergen	FSNE			%		1	%
41	Assist Lst	29			%			%
42	Smoking Violations	SMOKE			%		1	%
43	Animal Complaint	ANIMAL	15	16	7 %	53	61	15 %
44	911 Misdial	911MIS	3	2	-33 %	14	14	%
45	Drug Take Back	BOX	5		-100 %	22		-100 %
46	Lockout	72	16	14	-13 %	102	92	-10 %
47	Public Indecency	PUBLIC			%	1		-100 %
48	Weapons Complaint	WEAPONS		1	%	7	2	-71 %
49	Suicide Attempt	ATT58	2		-100 %	2		-100 %
50	Suspicious Activity	60B		1	%	4	5	25 %
51	Traffic Offense	TS	231	165	-29 %	955	963	1 %
52	Mental	53	1		-100 %	4	5	25 %
53	Drowning	22			%			%
54	Fire-Vehicle	28V	1	1	%	1	3	200 %

Run: 7/02/2018
8:58AM

Medina Township Police Department
EVENT ACTIVITY COMPARISON
MONTHLY REPORT FOR - 2018 June

Page: 3

ID#	EVENT DESCRIPTION	EVENT CODE	2017 June	2018 June	CHANGE PERCENT	2017 TO DATE	2018 TO DATE	CHANGE PERCENT
55	Escort-General	ESCORT	3	2	-33 %	12	10	-17 %
56	School Bus Violations	BUSVIOL			%	2	5	150 %
57	MVA No Injuries	2	27	21	-22 %	142	155	9 %
58	Assault	8	2		-100 %	4	3	-25 %
59	Building Check	BC	110	57	-48 %	325	407	25 %
60	Citizen Assist	CIT ASST	20	31	55 %	157	142	-10 %
61	Suspicious Person	60	14	21	50 %	71	74	4 %
62	Bad Check	14			%		2	%
63	Suspicious Person & Vehicle	6060A	14	14	%	64	64	%
64	Death / Deceased	DEAD	1		-100 %	3		-100 %
65	Sudden Death	16			%	1		-100 %
66	Fire-Grass/Brush	28G			%	1	1	%
67	Street Obstruction	DEBRIS	14	4	-71 %	37	38	3 %
68	Sick Person	SICK	2	1	-50 %	15	16	7 %
69	Breaking And Entering	12C			%	1	1	%
70	Chest Pain	CHEST	1	1	%	8	7	-13 %
71	Suicide-Threats	58THREAT	5	2	-60 %	6	6	%
72	Firearms Violation	52			%	1		-100 %
73	Harassment	HARASS	2		-100 %	8	5	-38 %
74	Threats	THRT	1		-100 %	6	7	17 %
75	Fire-Odor Invstgtn, Outside Str.	ODORO			%			%
76	Invalid Assist	INVALID	1	3	200 %	4	4	%
77	Search Warrant	15A			%	1		-100 %
78	Lines Down	WIRES	1	1	%	5	3	-40 %
79	Stab/Gunshot/Penetrating Trau	PENETRAT			%		1	%
80	Diabetic Problem	DIABETIC	2	1	-50 %	4	6	50 %
81	Trespass	TRES	2	3	50 %	6	7	17 %

Run: 7/02/2018
8:58AM

Medina Township Police Department
EVENT ACTIVITY COMPARISON
MONTHLY REPORT FOR - 2018 June

Page: 4

ID#	EVENT DESCRIPTION	EVENT CODE	2017 June	2018 June	CHANGE PERCENT	2017 TO DATE	2018 TO DATE	CHANGE PERCENT
82	Fire-Smell Of Smoke In Structure	FSML			%		1	%
83	Domestic-Verbal	VERBAL20		3	%	2	8	300 %
84	Fireworks	FIREWORK		3	%	1	3	200 %
85	Sex Offense-Rape	48			%	1	2	100 %
86	Harassment-Phone/Text	70		2	%	3	8	167 %
87	MVA-PP No Injury	MVAPP	6	8	33 %	39	30	-23 %
88	Property-Found/Lost	PROPERTY	5		-100 %	26	9	-65 %
89	Criminal Mischief	MISCHIEF	1	3	200 %	6	14	133 %
90	COP	55	311	278	-11 %	1,233	1,421	15 %
91	Allergic Reaction	ALLERGY			%		1	%
92	Custody Dispute	CUST	3	3	%	5	3	-40 %
93	MVA - Assist No Crash Report	2A		2	%	3	13	333 %
94	Open Burn	BURN			%	1	1	%
95	Child Abuse	CHILDA			%	1	1	%
96	Juvenile Complaint	34	3	2	-33 %	7	5	-29 %
97	Disturbance/Fight	26	8	11	38 %	33	44	33 %
98	Abdominal Pain	ABDOM			%			%
99	Traffic Complaint	TRAFFIC	20	18	-10 %	102	108	6 %
100	Missing Person	38	2	2	%	3	7	133 %
101	Fire-Odor Invstgtn, Inside Structure	ODOR			%	1		-100 %
102	Suspicious Vehicle	60A	15	6	-60 %	44	52	18 %
103	Stroke	STROKE	2	1	-50 %	7	4	-43 %
104	Heat / Cold Exposure	HEAT			%		1	%
105	Stabbing/Cutting	54			%		1	%
106	Business Check	55B	40	27	-33 %	110	144	31 %
107	House Check	55V	51	27	-47 %	479	232	-52 %
108	Heart Problems / AICD	HEARTAIC			%	7	6	-14 %

Run: 7/02/2018
8:58AM

Medina Township Police Department
EVENT ACTIVITY COMPARISON
MONTHLY REPORT FOR - 2018 June

Page: 5

ID#	EVENT DESCRIPTION	EVENT CODE	2017 June	2018 June	CHANGE PERCENT	2017 TO DATE	2018 TO DATE	CHANGE PERCENT
109	911 Hang Up	911HANG	6	4	-33 %	50	38	-24 %
110	Choking	CHOKING			%			%
111	Injury	INJURY	1		-100 %	2		-100 %
112	Littering	LITTER			%	2	1	-50 %
113	Abandoned Vehicle	ABV	10	1	-90 %	17	9	-47 %
114	Suspicious Activity	60G	11	8	-27 %	43	42	-2 %
115	Fraud	FRAUD	3	4	33 %	20	16	-20 %
116	Theft-Shoplifter	SHOPLIFT	3	2	-33 %	18	8	-56 %
117	Liquor Violation	LIQ		1	%	1	1	%
118	Fire-Smoke Detector, No Fire, N	FSD			%		1	%
119	Unknown Code for Dept 150	CANALARM			%			%
120	Overdose / Poisoning	OVERDOSE	4		-100 %	10	5	-50 %
121	Warrant Service	15	11	10	-9 %	45	38	-16 %
122	Suspicious	SUSP GEN			%		5	%
123	Alarm	12B	48	37	-23 %	305	246	-19 %
124	Domestic	20	2	2	%	10	6	-40 %
125	Missing Juvenile	3438			%			%
126	Fire Alarm-Commerical	2812BC	1	1	%	6	16	167 %
127	Vandalism	64			%	1	1	%
128	Traumatic Injuries	TRAUMA	1		-100 %	1	1	%
129	MVA-PP With Injury	MVAPP4			%		1	%
130	Pregnancy / Childbirth	PREG			%			%
131	Fall	FALL		4	%	22	16	-27 %
132	Violation TPO/CPO	TPOCPO			%	2	1	-50 %
133	MVA With Injuries	4	5	7	40 %	25	32	28 %
134	Unconscious / Fainting	UNCON	8	3	-63 %	18	12	-33 %

Run: 7/02/2018
8:58AM

Medina Township Police Department
EVENT ACTIVITY COMPARISON
MONTHLY REPORT FOR - 2018 June

Page: 6

ID#	EVENT DESCRIPTION	EVENT CODE	2017 June	2018 June	CHANGE PERCENT	2017 TO DATE	2018 TO DATE	CHANGE PERCENT
-----	-------------------	---------------	--------------	--------------	-------------------	-----------------	-----------------	-------------------

*** GRAND TOTALS ***			1225	995	-19 %	5440	5573	2 %
----------------------	--	--	------	-----	-------	------	------	-----

Elia

Date: Thursday July 12, 2018

Medina Township

From the Office of Zoning Inspector

Medina Township Hall

3799 Huffman Road

Medina, OH 44256

ZONING REPORT for - June-2018

MONTHLY TOTALS FOR

6	Single Family/ Detached Cluster
3	Change of Use
3	Pool
3	Shed
9	Deck
2	Res Addition
2	Turndown
13	Signs

41	TOTAL PERMITS	TOTAL VALUE:
----	---------------	--------------

\$2,258,840.00

Fees collected on permits total excluding signs:

\$3,127.44

Fees collected on sign permits:

\$1,025.00

TOTAL PERMIT FEES COLLECTED:

\$4,152.44

Fees collected in June 2018 for Zoning Commission Agenda

\$125.00

Fees collected in June 2018 for BZA Agenda

\$825.00

\$950.00

GRAND TOTAL FEES COLLECTED:

\$5,102.44

PAGE 1 OF 6



GPD GROUP, INC.

Alcon Office

520 South Main Street

Suite 2531

Alcon, OH 44311

tel 330.572.2100

fax 330.572.2101

www.gpdgroup.com

June 29, 2018

Medina County Engineer
791 West Smith Road
Medina, Ohio 44258

Attention: Andy Conrad, P.E., P.S.

SUBJECT: Hood Road Stream Erosion, Medina County, Ohio

Mr. Conrad,

You requested our personnel to provide general recommendations regarding an erosion problem along Hood Road from 0 to 400 feet east of Bagdad Road, in Medina Township, Medina County, Ohio. Directly north of the roadway, a cliff runs parallel with the road with the elevation dropping down 25 to 40 feet into Rocky River.

The exposed sidewalls of the cliff consist of shaley sandstone. A gabion basket wall system covers a portion of the cliff near Bagdad Road. From erosion of the bedrock cliff, the stream has cut behind the gabion wall.

Erosion gullies are present along the edge of the road where surface runoff is concentrated.

The likely most economical solution to prevent further erosion is to create a structural concrete shell along the face of the cliff. The concrete shell would be created with shotcrete over a steel reinforcement mat. The shotcrete system would be supported by rock anchors. Two local company that performs this work is Grout System out of Wadsworth, Ohio and Geotech Services out of Cleveland. We recommend contacting them to get an estimate for the engineering design and ballpark estimate for creating the shotcrete/rock anchor system along the face of the cliff. Test borings would be needed to determine the rock properties so that the rock anchor system could be designed.

Medina County Engineer
June 29, 2018
Page 2

An alternative approach would be to abandon the existing roadway alignment and shift the road south away from the cliff. The County Engineering office would need to provide a budget price for this option, with borings also needed for road design.

We hope you will find this letter satisfactory. Kindly contact our office with any questions you might have regarding this submittal, or if we may be of further service.

Respectfully submitted,



A handwritten signature in cursive script that reads "Delbert J. Channels".

Delbert J. Channels, P.E.



MEDINA COUNTY ENGINEER

Andrew J. Conrad, P.E., P.S.

HIGHWAY MAINTENANCE FACILITY

6100 WEDGEWOOD ROAD
MEDINA, OH 44256

PHONE (330) 764-8780
FAX (330) 764-8788

June 29, 2018

Medina Township Hall
3799 Huffman Road
Medina, Ohio 44256

Dear Trustees,

After reviewing the intersection of Huffman and Remsen Roads, I agree with your concerns about the sight distance issues of westbound motorists on Remsen attempting to turn south onto Huffman. For this reason I also agree with you that the installation of a stop sign for westbound traffic would be an appropriate option for improving the safety of this intersection.

Very truly yours,

A handwritten signature in cursive script that reads "Patrick Crouch".

Patrick Crouch
Traffic Control Analyst

cc: Andrew Conrad



Multiway stop sign installations

Multiway stop installations should be used sparingly

The Traffic Engineering Manual of the Ohio Department of Transportation (ODOT) states "Generally multiway stop installations should be used sparingly because of the significant increases in delays and operating costs that can result from requiring all of the vehicles using the intersection to stop. Also, unnecessary stops, when the intersection is clear of conflicting movements, can lead to general disrespect for STOP signs." (From Section 1505 of the Traffic Engineering Manual)

Where Multiway stop control can be useful

The Ohio Manual of Uniform Traffic Control Devices (OMUTCD) states "Multiway stop control can be useful as a safety measure at intersections if certain traffic conditions exist. Safety concerns associated with multiway stops include pedestrians, bicyclists, and all road users expecting other road users to stop. Multiway stop control is used where the volume of traffic on the intersecting roads is approximately equal."

Criteria for a Multiway STOP Sign Installation

The Section 2B.07 of the Ohio Manual of Uniform Traffic Control Devices (OMUTCD) gives criteria for a multiway STOP sign installation. The following is from the OMUTCD:

The decision to install multiway stop control should be based on an engineering study.

The following criteria should be considered in the engineering study for a multiway STOP sign installation:

A. Where traffic control signals are justified, the multiway stop is an interim measure that can be installed quickly to control traffic while arrangements are being made for the installation of the traffic control signal.

B. Five or more reported crashes in a 12-month period that are susceptible to correction by a multiway stop installation. Such crashes include right-turn and left-turn collisions as well as right-angle collisions.

C. Minimum volumes:

1. The vehicular volume entering the intersection from the major street approaches (total of both approaches) averages at least 300 vehicles per hour for any 8 hours of an average day, and
2. The combined vehicular, pedestrian, and bicycle volume entering the intersection from the minor street approaches (total of both approaches) averages at least 200 units per hour for the same 8 hours, with an average delay to minor-street vehicular traffic of at least 30 seconds per vehicle during the highest hour, but
3. if the 85th-percentile approach speed of the major-street traffic exceeds 40 mph, the minimum vehicular volume warrants are 70 percent of the above values.

D. Where no single criterion is satisfied, but where Criteria B, C.1, and C.2 are all satisfied to 80 percent of the minimum values. Criterion C.3 is excluded from this condition.

Option:

Other criteria that may be considered in an engineering study include:

- A. The need to control left-turn conflicts;
- B. The need to control vehicle/pedestrian conflicts near locations that generate high pedestrian volumes;
- C. Locations where a road user, after stopping, cannot see conflicting traffic and is not able to safely negotiate the intersection unless conflicting cross traffic is also required to stop; and
- D. An intersection of two residential neighborhood collector (through) streets of similar design and operating characteristics where multiway stop control would improve traffic operational characteristics of the intersection.

STOP Signs for Speed Control

The Ohio Manual of Uniform Traffic Control Devices states "STOP signs should not be used for speed control."

A page on the Internet site of Federal Way, WA has information on a review of over 70 technical papers on multiway stop installations. The page states in part "The research found that, overwhelmingly, multi-way stop signs do NOT control speed except under very limited conditions. The research shows that the concerns about unwarranted stop signs are well founded."

Additional information on stop signs

Intersection Safety: Myth Versus Reality - Myths 2 and 3 discuss stop signs.

Multi-way stops - The Research Show the MUTCD is Correct! - From the Internet site of Federal Way, WA. This page has information on a review of over 70 technical papers on multiway stop installations.

ODOT District One Planning & Engineering Web Site Manager: Charles.Schreck@dot.ohio.gov

Ohio Revised Code

- Permissive

- Enabling

- OMUTCD

- Signs

- Pavement Markings

- Shall, Should and May

Stop Signs and Speeding

- Stop signs **should not** be used to control speed

- Studies show they are ineffective

- Create more safety problems

Medina Township Service Dep. June 2018 Report

- Repair sink hole along N. Jefferson street
- Had Cardinal concrete replace concrete street and curb on N. Jefferson
- Replace catch basin grate and casting around catch basin on Gateway drive by Hino Dealer driveway
- Roto-till, regrade seed and straw waterways between baseball fields at park for better drainage
- Put up road closure signs for Remsen road culvert project
- Install new stop sign at the intersection of Remsen and Huffman roads.
- Repair roadside mower bearing
- 1 burial at Medina Center Cemetery
- Work with N&N on culvert repair project for Remsen Rd
- Had Tree Masters Tree service remove 2 large trees on Huffman Rd
- Dig-up sink hole on the corner of Remsen and Hamlin to check storm pipe and nothing found, had County Engineers camera pipe and found nothing
- Clean-out Weymouth building of all old Fire Dept. misc. obsolete equipment
- Mow roadsides
- Cold patch roads
- Spray roadsides guardrails and signs for weeds

Report Submitted By: Denny Miller Road Superintendent